



images from actual grow

DATA PROVIDED BY
AAA ORGANICS




THC BOMB INDICA

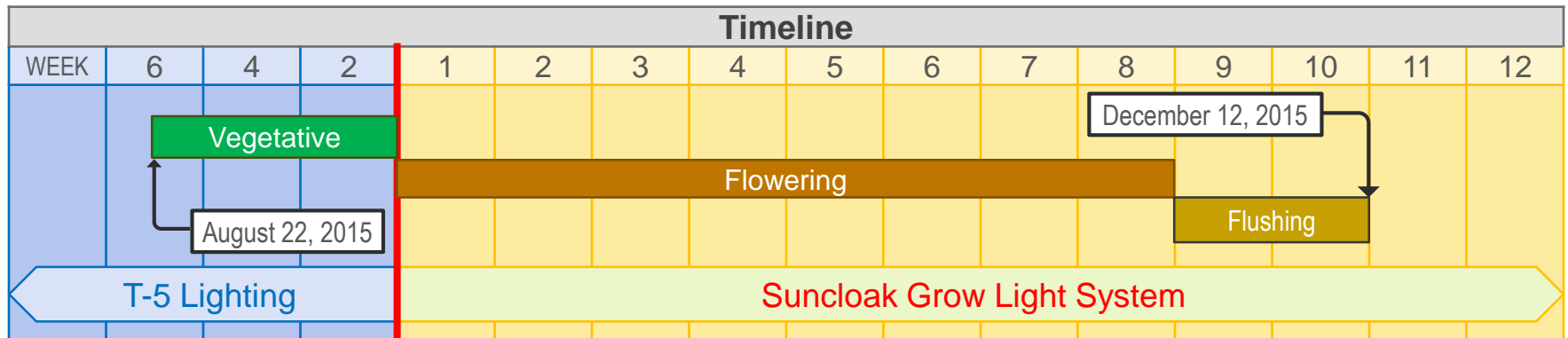



METHODOLOGY

Strain *THC Bomb*
 Type *Indica Dominant*
 Lighting *Suncloak 4816 LED System*
 Grow Area *4' x 8' Grow Table*
 Container *5 Gallon Round*
 Tent *No*
 Medium *Coco*
 Water *Dechlorinated Tap Water*
 Nutrients *Canna A&B*
 Superthrive
 Maxi-crop liquid seaweed
 SM-90
 Hygrozyme



18 Plants per Table
 Spacing 16" on Center
 48" LED Strip Height
 3 X 6 Plant Matrix

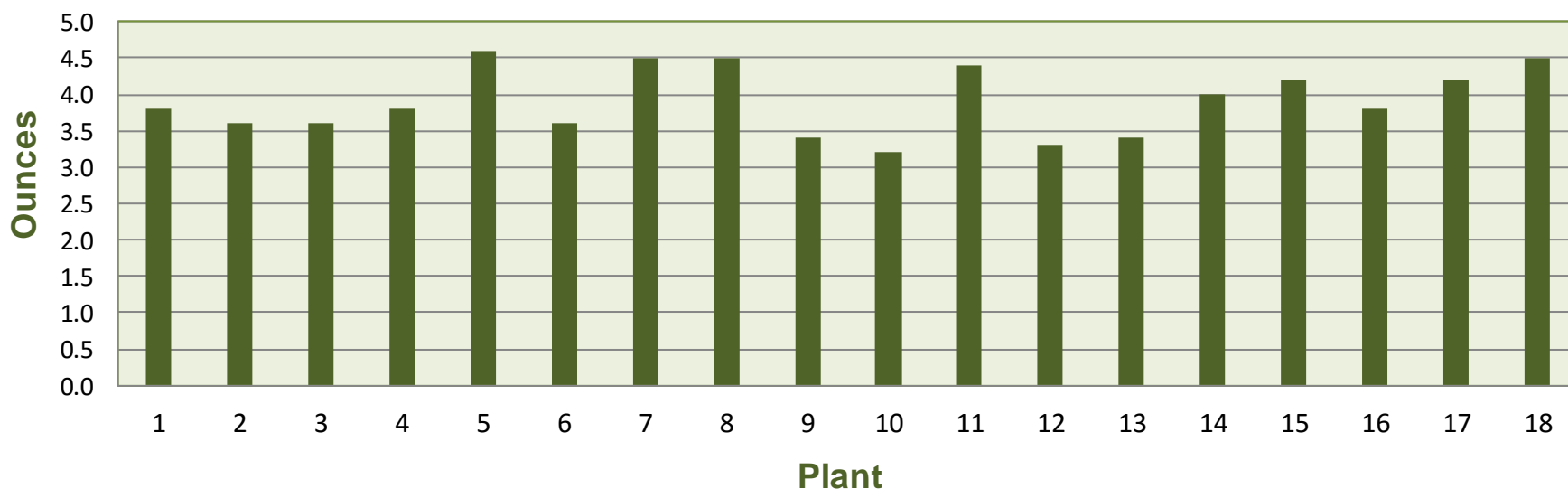


Environment			
Stage	Vegetative	Flowering/Flushing	Drying
Temperature	75° - 80°F (24° - 27°C)	75° - 80°F (24° - 27°C)	70°F (21°C)
Humidity	55-65% RH	50-60% RH	45-55% RH
Co2	1200 – 1500 ppm	1200-1500 ppm	N/A
Light Cycle	18hrs ON – 6hrs OFF	12hrs ON – 12hrs OFF	N/A

YIELD & PERFORMANCE

Plant	1	2	3	4	5	6	7	8	9	10	11	12	13	14	15	16	17	18
ounces	3.8	3.6	3.6	3.8	4.6	3.6	4.5	4.5	3.4	3.2	4.4	3.3	3.4	4.0	4.2	3.8	4.2	4.5
grams	108	102	102	108	130	102	128	128	96	91	125	94	96	113	119	108	119	128
lbs	0.24	0.23	0.23	0.24	0.29	0.23	0.28	0.28	0.21	0.20	0.28	0.21	0.21	0.25	0.26	0.24	0.26	0.28

Dry Ounces Per Plant on 4' x 8' Table



YIELD Parameters for 4' x 8' Grow Table				
70.4 oz	4.4 lbs	1996 grams	1,200 watts	32 sqft
3.9 oz/plant			18 plants	189,000 lumens

PERFORMANCE Parameters				
2.2 oz/sqft	0.14 lbs/sqft	62 g/sqft	1.7 g/watt	10,500 lms/plant

QUALITY RESULTS



[Click Here for SC Labs Online Results](#)



SC Labs Test Results January 4, 2016		
Total THC	$\Delta^9\text{THC}+\text{THCA}$	28.09%
Total CBD	$\text{CBD}+\text{CBDA}$	0.03%
Total CBN	Total CBN	0%



PHOTO GALLERY



1-2 Weeks of Flower



2-4 Weeks of Flower



4 Weeks to Harvest

SUMMARY

- The THC Bomb strain is an ideal strain selection for the Suncloak System since the tall, vertical growth of the phenotypes are better suited for the vertical lighting system that utilizes and illuminates the entirety of the canopy.
- Due to THC Bomb's hybrid cross, it's "Sativa-esque" phenotypes, promote a longer stretch and a higher vertical canopy, which we are able to utilize and maximize the yield using 48" vertical Suncloak blades.
- The tight plant spacing (9 plants per 4' x 4' table) proves to not hinder growth. The results are excellent yields from maximizing the growing area and will NOT constrict plant growth. Growers accustomed to top-down lighting will likely believe this spacing too dense. Trust us, results have revealed that 16" on-center plant spacing will provide optimum yield.
- No lower branches were trimmed or manipulated (steered or lolli-popped), as it is not needed to optimize yields with the Suncloak design.
- Since the Suncloak system generates such low heat, it proved not to be necessary to clean up the lower canopy for preventative "airflow".
- Light Penetration and saturation throughout the entire plant canopy was uniform, intense and perfect for bud production.
- As a result of complete light saturation, plants were able to utilize and uptake nearly double the recommended amounts of nutrients, without over-fertilization and keeping the nutrient mix and substrate at a PH of 5.5-6.5
- 3 gal. rounded pots were used. However, larger 5 gallon square pots would have likely performed better.
- We recommend using 48" vertical Suncloak Led strips to allow for the large stretch in initial flowering, as well as recommend a longer vegetation cycle (1-2 weeks) to target a plant height of 4-5 feet, which is optimal for yield.
- In the latter half of the flowering stage a moderate amount fan leaves were uniformly removed throughout the plant in order to allow light penetration into the internal nodes and buds.
- What is seen from the arrangement of plants within the Suncloak system is a uniform growth amongst each plant. This means the plants on the outer perimeter of the table will be similar in size and quality to those located in the center of the table.
- The overall result was a uniformity in the bud size and quality. We didn't experience single massive kolos per plant, but instead a even dispersment of similar sized buds throughout the top, middle and lower plant canopy, which allowed the lower-middle plant canopy to contribute more to the overall yield and quality.
- The buds closest to the medium (lowest canopy) still proved viable without manipulating the branches and even maintained the same high quality as seen in the middle and top canopy.